




Multi-purpose tile adhesive Nitotile MPA



Fixing tile-on-tile, glass mosaic in wet, dry and submerged conditions for both interior and exterior applications

Advantages:

-  Excellent grab
-  High bond strength
-  Excellent slip resistance

Areas of application:

- Tile on tile
- Glass mosaic tile fixing
- Vitrified tiles fixing
- Tiles in swimming pools

Application instructions:

Mixing :

- Nitotile MPA should be mixed with clean potable water in the ratio of 4 : 1 by weight (4 part powder : 1 part water).
- A slow speed drill fitted with a mixing paddle is recommended for mixing.
- Add powder to water and mix until a uniform, lump-free consistency is achieved.

Application :

- Mixed material should be spread on the substrate up to a uniform thickness of 3 - 4 mm and then combed horizontally with a serrated trowel.
- Place tiles firmly into adhesive bed, ensuring good contact with a twisting motion and without leaving any voids.
- Suitable spacers should be placed around the tiles.
- Do not disturb the fixed tiles up to 24 hours from the application.






Packing :

Available in 20 kg bags



Conforms to IS 15477 Type IV

BERGER FOSROC RANGE OF PRODUCTS AND SOLUTIONS



We offer cementitious and epoxy tile joint fillers in a wide range of colours.



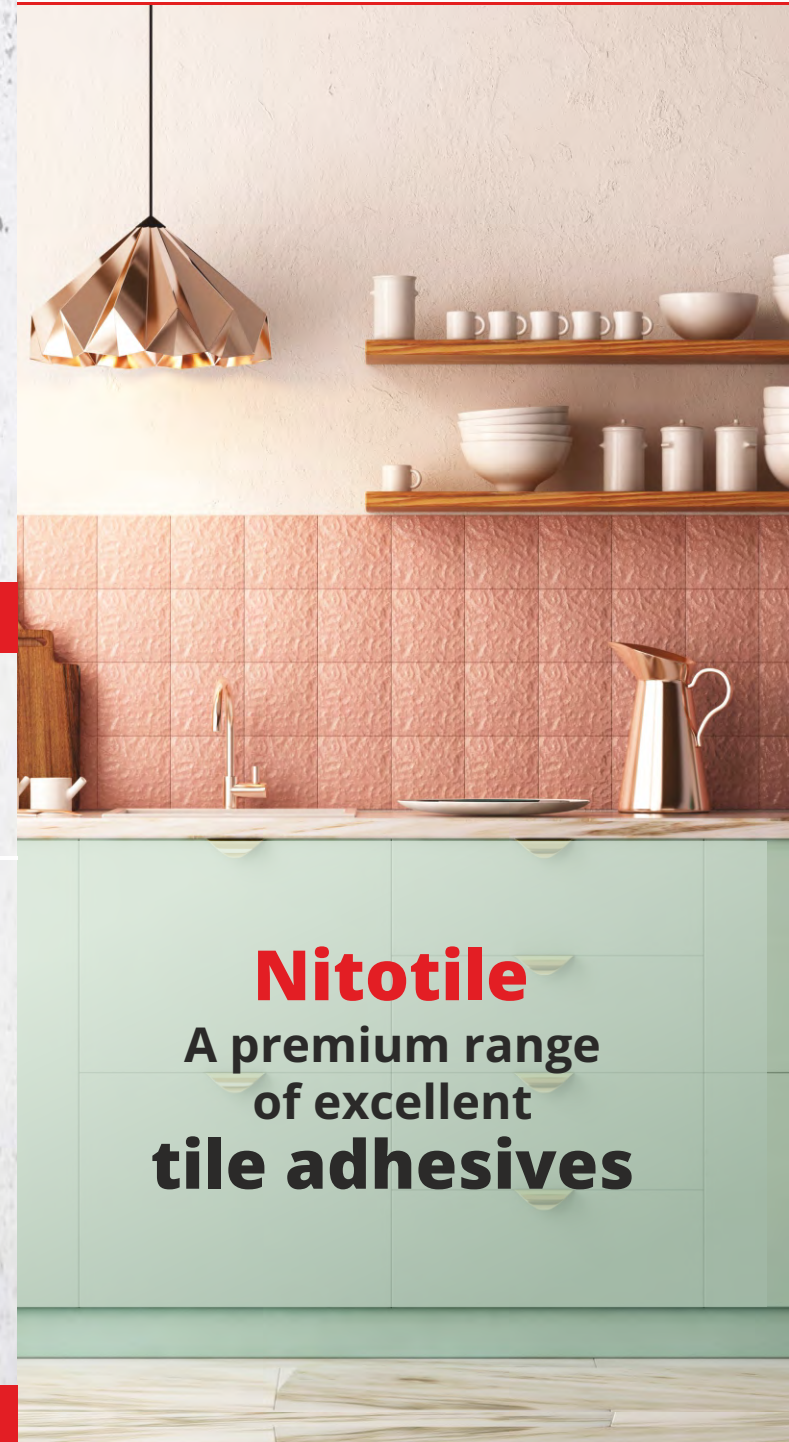
Head Office:

Berger House, House 8, Road 2,
Sector 3, Uttara, Dhaka 1230.

E-mail :enquiry.bangladesh@bergerfosroc.com

Tel.: +88 02 48953665

Website: www.bergerfosroc.com



Nitotile

A premium range
of excellent
tile adhesives

BF/NG/BD/01.06.2021

General purpose tile adhesive **Nitotile GP**



Fixing of ceramic and clay tiles in dry indoor applications

Advantages :



Excellent grab



Easy to mix and spread



Pot life >60 minutes

Areas of application :

- Ceramic tiles
- Clay tiles

Application instructions :

Mixing :

- Nitotile GP should be mixed with clean potable water in the ratio of 4 : 1 by weight (4 part powder : 1 part water)
- A slow speed drill fitted with a mixing paddle is recommended for mixing.
- Add powder to water and mix until a uniform, lump-free consistency is achieved.

Application :

- Mixed material should be spread on the substrate up to a uniform thickness of 3-4 mm, and then combed horizontally with a serrated trowel.
- Place tiles firmly into adhesive bed, ensuring good contact with a twisting motion and without leaving any voids.
- Suitable spacers should be placed around the tiles.
- Do not disturb the fixed tiles up to 24 hours.

Packing :

Available in 20 kg bag



Conforms to IS 15477 Type I

High performance tile adhesive **Nitotile GPX**



Fixing ceramic and vitrified tiles in wet, dry and submerged conditions for both interior and exterior applications

Advantages :



High adhesion strength



Suitable for submerged condition



Good slip resistance

Areas of application :

- Kitchens and bathrooms
- Tile claddings
- Fixing of ceramic and vitrified tiles

Application instructions :

Mixing :

- Nitotile GPX should be mixed with clean potable water in the ratio of 3 : 1 by weight (3 part powder : 1 part water)
- A slow speed drill fitted with a mixing paddle is recommended for mixing.
- Add powder to water and mix until a uniform, lump-free consistency is achieved.

Application :

- Mixed material should be spread on the substrate up to a uniform thickness of 3 - 4 mm and then combed horizontally with a serrated trowel.
- Place tiles firmly into adhesive bed, ensuring good contact with a twisting motion and without leaving any voids.
- Suitable spacers should be placed around the tiles.
- Do not disturb the fixed tiles up to 24 hours from the application.

Packing :

Available in 20 kg bag



Conforms to IS 15477 Type II

Granite and marble tile adhesive **Nitotile GTA**



Fixing granite, marble and stone tiles for both interior and exterior applications

Advantages :



High bond strength



Good grab for heavy duty stone cladding



Quick fixing

Areas of application :

- Granite tiles
- Marble tiles
- Stone tiles

Application instructions :

Mixing :

- Nitotile GTA should be mixed with clean potable water in the ratio of 4 : 1 by weight (4 part powder : 1 part water)
- A slow speed drill fitted with a mixing paddle is recommended for mixing.
- Add powder to water and mix until a uniform, lump-free consistency is achieved.

Application :

- Mixed material should be spread on the substrate up to a uniform thickness of 4 - 6 mm and then combed horizontally with a serrated trowel (thickness can vary depending on roughness)
- Place tiles firmly into adhesive bed, ensuring good contact with a twisting motion and without leaving any voids.
- Suitable spacers should be placed around the tiles.
- Do not disturb the fixed tiles up to 24 hours from the application.

Packing :

Available in 20 kg bag



Conforms to IS 15477 Type III